



EQUIP

Selectric
Sit / Stand Desk



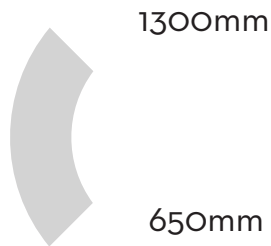
Selectric

Sit / Stand Desk

The Selectric Desk is an electric height adjustable desk for commercial office workstation installations, offering the user great flexibility in height adjustment from a seated worktop to a stand-up meeting station with the ease of a simple switch.

Constructed with a sturdy steel frame and powered by twin motor drives, maximum height is achieved via three section telescopic legs.

Fully certified to AFRDI Furntech, the Selectric is available as silver powder-coated frame and comes standard with DDK commercial range 25mm thick work tops. A wide selection of colours for work tops are available on request.

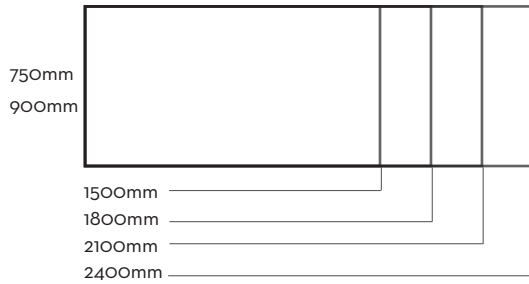




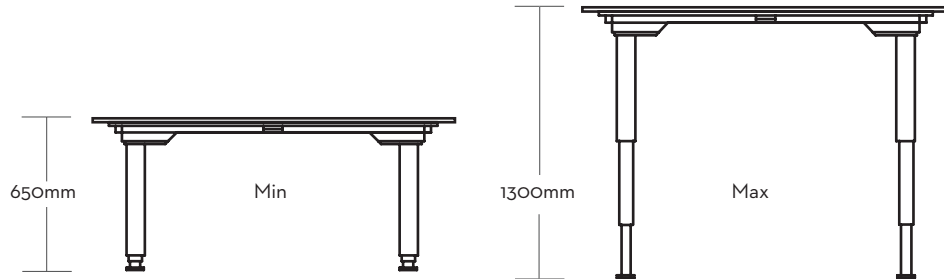
An ergonomically located two button switch allows the user to easily adjust the worktop height to their individual preference.



Tops available:



Desk Height:



Frame Width:

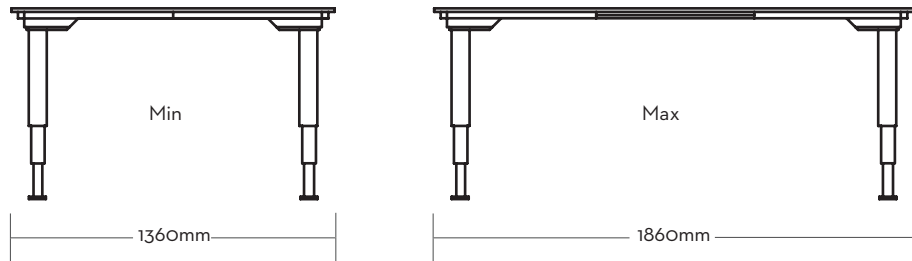


Table top depth minimum:	750mm	Rated Input:	AC 220-240V 50Hz
Feet Depth:	750mm	Rated Output	DC 30V
Maximum Speed:	36mm/sec	Power Consumption (Standby)	0.6W
Frame Load Maximum:	120kg Equally Divided	Power Consumption (In Use)	400W

Built-In Functions:

- Safety Function
- Overload/Overheat Protection
- Safety Isolating Transformer
- Soft Stop/Start Function
- On/Off Switch for Main Power
- 2 Year Warranty

Colours Shown:

- Pillarbox (page 1, page 3 top)
- Sphinx (page 2, page 3 top)



Distributed by:



EQUIP OFFICE FURNITURE
Glade View, Level 4, 446 Victoria Rd (Cnr Tennyson Roac
Gladesville NSW 2111
Ph 02 9818 4200 Fax 02 9810 0649
www.equipofficefurniture.com.au