



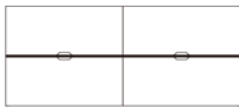
Step 1 – Select worktop size and configuration;



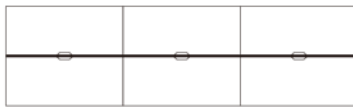
Worktop top size;
750mm Deep x
1200.1500.1800.2100 - mm Wide



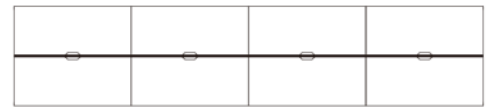
2 Person



4 Person




6 Person



8 Person

Step 2 – Select Screen type and size; (Width to match desk top size)



Above desk screen:

- 380mm or 480mm High
- Continual screen run



Drop through screen:


- 380mm or 480mm above desk
- Starts 400mm From Floor Level
- Screen 100mm narrower than desk top width



Airspace Floor standing:


- 900.1050.1200.1400mm High
- To use with 750 deep Legs
- Continual screen run

Step 3 – Select Screen series;



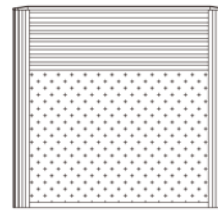
A. Slimline 30 series:

- Top and side edge protection
- Basic function design



B. Slimline 111 series:

- Bottom and side edge protection
- Top edge with function rail to accommodate accessories



C. Slimline Slat series:

- Top, Bottom and side edge protection
- 150mm High slat section to accommodate multiple levels of accessories

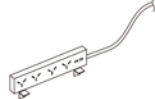
Step 4 – Power modules & Screen accessories;



Cable support tray



Under desk top
4 x GPO + 4 x DATA
(Data housing only)



Above desk top Power rail
4 x GPO + 3 x DATA
(Data housing only)



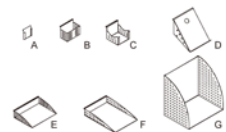
Desk top inset power box
4 x GPO + 4 x DATA
(Data housing only)



Umbilical cord
Silver,White, Clear
Round or square



50 x 50 Power pole



A)Business card holder. B)Pencil box.
C)Note pad holder. D)Phone holder.
E)Side load A4 tray. F)Front load A4 tray.
G)File/Binder holder.

Step 5 – Finishes;



Finishes guide
The Rim Fabric Evolve range is GECA and EcoSpecifier certified
(Alternative finishes available on request)
Evolve Screen fabric range

Range:



1.Mysterious 2.Butterfly Blue 3.Misty Blue 4.Granite 5.Horizon 6.Flax 7.Shadow 8.Snow 9.Ghosting 10.Sand 11.Gumleaf 12.Herb 13.Rustic

Powder coat finish



Quick White

Worktop finish



Quick ship White Young Beech Lemon Tree Oyster Linea

All rights reserved. No part of this catalogue can be reproduced without written permission of stockexpress®. Design, sizes and specifications may change without notice. Goods subject to stock availability. All measurements are in mm. Certain products available only in stock finishes. Consult with your dealer for full specifications and options. The colours shown on this brochure are as close to the actual colours as possible, however they are for illustrative purposes only. For actual colour samples, please ask your sales consultant.

