

Dropp

Design : 2008

Application

Break out

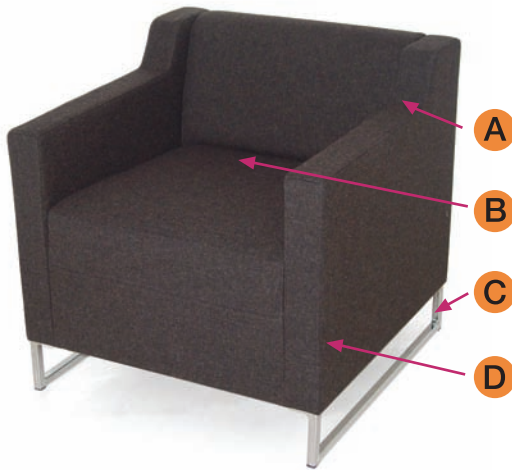
Reception

Public seating



more images at <http://www.diami.com.au>

Dropp

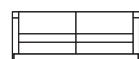


- A - Slim arm design in 3 styles
- B - Fixed seat and back cushions
- C - Polished chrome Sled base
- D - Heavy duty commercial frame



Dropp 0

Dimensions:
73cm W x 74cm D x 74cm H
Seat Depth: 54cm D
Seat Height: 46cm H



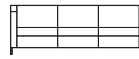
Dropp 2.5

Dimensions:
184.5cm W x 74cm D x 74cm H
Seat Depth: 54cm D
Seat Height: 46cm H



Dropp 1

Dimensions:
73cm W x 74cm D x 74cm H
Seat Depth: 54cm D
Seat Height: 46cm H



Dropp 3

Dimensions:
210cm W x 74cm D x 74cm H
Seat Depth: 54cm D
Seat Height: 46cm H



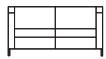
Dropp 1.5

Dimensions:
109.5cm W x 74cm D x 74cm H
Seat Depth: 54cm D
Seat Height: 46cm H




Dropp Otto SML

Dimensions:
74cm W x 74cm D x 46cm H
Seat Depth: 74cm D
Seat Height: 46cm H



Dropp 2

Dimensions:
148cm W x 74cm D x 74cm H
Seat Depth: 54cm D
Seat Height: 46cm H



Dropp Otto LRG

Dimensions:
144cm W x 74cm D x 46cm H
Seat Depth: 74cm D
Seat Height: 46cm H

Options: Full base | High arm | Low arm



- Foam is CFC free and recyclable
- Frame made from Plantation timber
- Easy to recover
- Durable construction

